



## How to Activate a Software License

After purchasing a Signal Hound software license, you will receive a license key that is used to activate the license in Spike. An internet connection is needed for activation, but from then on, the license is stored locally and no internet connection is needed.

1. Retrieve the email you received from Signal Hound Sales regarding the software purchase.
2. In the email, copy the license key by highlighting and then pressing Ctrl+C to copy the license to your clipboard.

Subject: New Software Purchase from Signal Hound


Hi John,

Thank you for purchasing a software license.

Your license key is:  
`key:eyJhY2NvdW50lp7lmlkJoIN2U1YTJIN2QtNzA3Zi00N2Y4LWfkM2MtmVmFjM2MyNDhjZTg5In0sinByb2R1Y3QiOnsiaWQilzMGVlYzMyY0wN`

To use the corresponding software in Spike, please follow the instructions in this document: [How to Activate a Software License.pdf](#)

You can view and manager your licenses in the *My Account* customer portal on the Signal Hound website: [My Licenses](#). To ensure uninterrupted *Add payment* link (shown below). Otherwise, in one year you will receive an email reminder to contact [sales@signalhound.com](mailto:sales@signalhound.com) to renew.



### Profile

Registered: 2 days, 17 hours ago

### Forums

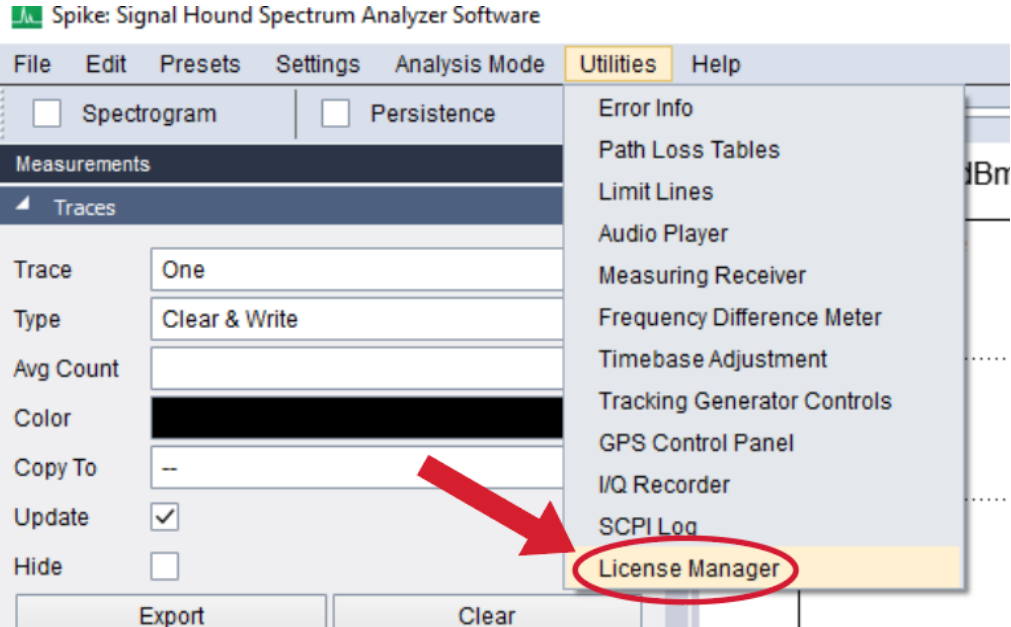
Topics Started: 0  
Replies Created: 0  
Forum Role: Participant

### Profile Statistics

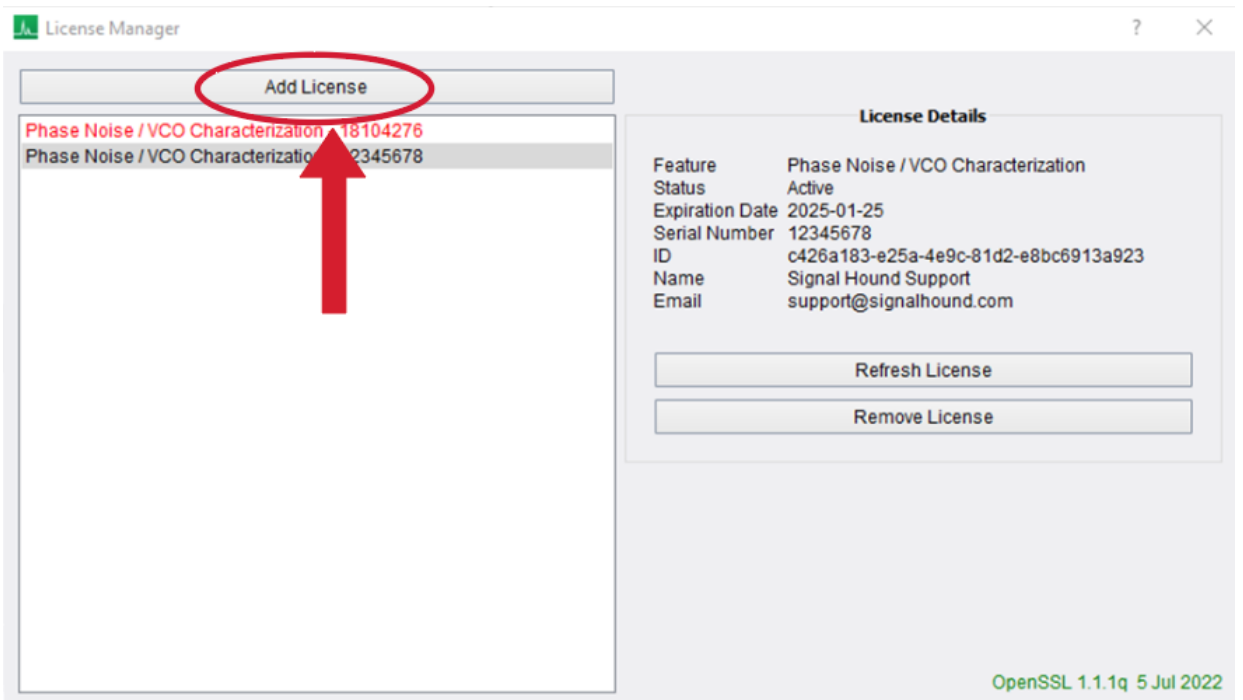
Topics Started  
Replies Created  
Engagements  
Favorites  
Subscriptions  
Edit

Status: Active

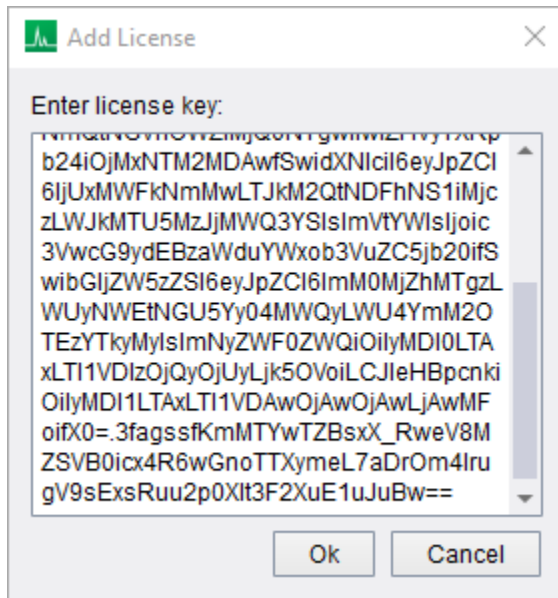
3. In [Spike](#), open the License Manager from the Utilities menu.



4. In the License Manager utility, click the "Add License" button.



5. Paste the license key into the text field and click “Ok”.



6. When prompted, enter the serial number of the Signal Hound spectrum analyzer you would like to associate with this license.
7. The license will now appear in the list in License Manager, with the associated software feature and spectrum analyzer serial number. Clicking it will display more information, such as expiration date, on the right-side panel.

## How to Refresh a License after Renewal

When a license automatically renews or is reactivated, local licenses will need to be updated to reflect the new expiration date. Like activation, this requires an internet connection.

For the license in question, simply click the “Refresh” button in its information panel in License Manager.

